

































LED EDGE BARS | LED ZARGENMODULE | LED LINIENSTRAHLER | LICHTLEISTEN | POSTERBOXMODULE | LED KANTENEINSTRALUNG | BARRES D'EDGE DE LED |
SIGNAGE LED MODULES | LED EDGE LIT | LED EDGE LIGHTING

Item	TYPE	Length [mm]	Width* Height [mm]	LED Quantity	LED↔LED distance [mm]	Viewing Angle	Voltage	LED Type	Power [W]	Luminance [lm] [Lumen]	IP protection	
	TYP	Länge [mm]	Breite* Höhe [mm]	LED Menge	LED↔LED Abstand [mm]	Abstrahlwinkel	Spannung	LED Typ	Leistung [W]	Lichtstrom [lm] [Lumen]	IP Schutz	
1	MTR-300-5-80-V4	300	23*13,6	5	80	20*65°	24V	CREE XPG	11	650	IP33	
2	MTR-470-9-53-V4	470	23*14	9	53	20*65°	24V	CREE XPG	19,8	1100	IP33	
3	MTR-295-3-110-V2	295	27,5*15,6	3	110	15*45°	24V	OSRAM	9	810	IP64	
4	MTR-495-5-110-V2-A	495	27,5*15,7	5	110	15*45°	24V	OSRAM	15	1350	IP64	
5	MTR-495-5-110-V2-B	495	27,5*15,9	5	110	10*40°	24V	LG 3535	15		IP64	
6	MTR-206-3-80-V2	206	27,5*15,6	3	80	10*40°	24V	LG 3535	9	810	IP64	
7	MTR-284-4-80-V2	284	27,5*15,5	4	80	10*40°	24V	LG 3535	12	1050	IP64	
8	MTR-364-5-80-V2	364	27,5*15,6	5	80	10*40°	24V	LG 3535	15	1350	IP64	
9	MTR-495-6-80-V2-230V Speisung 230V Netzteil unnötig	495	32,4*23,3	6	80	10*45°	230V Netzteil unnötig		18	1350	IP60	
10	MTR-297-3-110-V1-A	297	28*15,1	3	110	20*40°	24V	CREE XPE	7	450	IP33	
11	MTR-297-3-110-V1-B	297	28*15,2	3	110	20*40°	24V	3535 TAIWAN	7	480	IP33	
12	MTR-517,5-5-110-V1-A	517,5	26*15	5	110	20*40°	24V	3535 TAIWAN	12	750	IP33	
13	MTR-517-5-110-V1-B	517,5	26*15	5	110	20*40°	24V	CREE XPE	12	800	IP33	
14	MTR-255-5-50-V1	255	26*15	5	50	15*45°	24V	3535 TAIWAN	10	1150	IP33	
15	MTR-510-10-50-V1	510	26*15	10	50	15*45°	24V	3535 TAIWAN	20	2300	IP33	
16	MTR-250-5-50-V1	250	26*15	5	50	15*45°	24V	OSRAM 3030	11	850	IP33	
17	MTR-500-10-50-V1	500	26*15	10	50	15*45°	24V	OSRAM 3030	22	1700	IP33	
18	MTR-360-5-80-V1	360	23*13,6	5	80	25*60°	24V	3535 TAIWAN	12	800		







↓ NEXT PAGE ↓

↓ NEXT PAGE ↓

19	MTR-145-3-53-V3	145	26*14	3	53	10*50°	DC12 -24V	OSRAM chip or Cree XTE/XPE	7,5	810	IP20	
20	MTR-460-9-53-V3	460	26*14	9	53	10*50°	DC12 -24V	OSRAM chip or Cree XTE/XPE	22,5	2450	IP20	
21	MTR-280-3-118-V3	280	26*13	3	118	8*75°	24V		7,5	800		
22	MTR-516-5-118-V3	516	26*13	5	118	8*75°	24V		12,5	1300		
23	MTR-920-9-110-V3	920	26*14	9	110	10*50°	24V		25	2950		
24	MTR-990-18-55-V7 990mm or less-cuttable each 55 mm 990mm oder weniger-kürzbar alle 55mm	990 or less oder weniger	25*16	18	55	15*45°	12V	EPISTAR 3030	28,8	2160	IP20	
25	MTR-1020-18-55-V7 1020mm or less-cuttable each 55 mm 1020mm oder weniger-kürzbar alle 55mm	1020 or less oder weniger	28*16	18	55	15*45°	12V	EPISTAR 3030	28,8	2160	IP65	
26	MTR-21-1-M-18*42-V6-A	31	22*13	1		18*42°	constant current supply 1050 mA	NICHIA	3,3	360-470		
27	MTR-21-1-M-12*48-V6-B	31	24*13	1		12*48°	constant current supply 1050 mA	NICHIA	3,3	360-470		
28	MTR-21-1-M-12*48-V6-C	30	25*15	1		12*48°	constant current supply 1750 mA	NICHIA	6	750-796		
29	MTR-43-1-M-10*65-V2	43	23*15	1		10*65°	12V	3030	1,32	125	IP67	
30	MTR-45-1-M-15*45-V2-A	45	32*17,8	1		15*45°	12V	3535	2,5	250	IP67	
31	MTR-45-1-M-15*45-V2-B2 Heat Sink (Kühlkörper)	45	32*17,8	1		15*45°	12V	3535	2,5	250	IP67	
32	MTR-74-3-M-10*65-V2	74	20*9,8	3		10*65°	12V	3030	2,5	250	IP67	
33	MTR-68-1-M-05*30-V2	68	30,1*16,9	1		5*30°	12V - 24V	LG	2	260	IP65	
34	MTR-68-1-M-10*40-V2	68	30,1*16,9	1		10*40°	12V - 24V	LG	2	260		
35	MTR-68-1-M-15*45-V2	68	30,1*16,9	1		15*45°	12V - 24V	LG	2	260		
36	MTR-142-3-M-05*30-V2	142	30*17,4	3	47	5*30°	12V - 24V	LG	6	780	IP65	
37	MTR-142-3-M-10*40-V2	142	30*17,4	3	47	10*40°	12V - 24V	LG	6	780		
38	MTR-142-3-M-15*45-V2	142	30*17,4	3	47	15*45°	12V - 24V	LG	6	780		

↓ NEXT PAGE ↓

↓ NEXT PAGE ↓

39	MTR-38-1-M-15*45-V1	38	26,1*12,2	1		15*45	12V	3030	1,2	130	IP65	
40	MTR-58-1-M-38*38-V1-A	58	38,1*13,3	1		38*38°	12V	CREE	1 ~ 3	210	IP65	
41	MTR-58-1-M-38*38-V1-B	58	38,1*13,7	1		38*38°	12V	3535 TAIWAN	1 ~ 3	210	IP65	
42	MTR-46-1-M-06*45-V1-A	46	31,1*14,4	1		6*45°	12V	2835	1,5	140	IP65	
43	MTR-46-1-M-06*45-V1-B	46	31,1*14,2	1		6*45°	12V	3535	2	180	IP65	
44	MTR-46-1-M-06*45-V1-C	46	31,1*14,2	1		6*45°	12V	3535	3	210	IP65	
45	MTR-71-3-M-10*65-V1	71	21*10,2	3	21	10*65°	12v	2835	2,5	240	IP65	